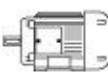
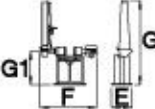






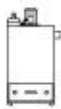




ART. 68			LEVIGATRICE ORIENTABILE A NASTRO TELESCOPICA + PULITRICE TELESCOPIC ORIENTABLE BELT GRINDING + POLISHING MACHINE TANK TÉLESOPIQUE + POLISSOIR TELESKOPBAND-UND POLIERMASCHINE											
 Nr.2 Volt 400 kW 1,8		 G1				 A			NOT INCLUDED					
hp	Rpm	m/s	E	F	G	G1	dB	kg	A	B	Ø mm	Ø mm	INVERTER	ASP.01
2,5	1400 2800	15 30	600	1500	1850	910	70	240	2000+2500	50	Ø200x50xØ20	Ø250xØ25	Rpm 0+3000	kW 1,5