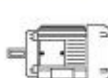



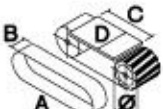








**ART.
129**

LEVIGATRICE ORIENTABILE A NASTRO + LEVIGATRICE A NASTRO PROFESSIONAL TELESCOPICA
ORIENTABLE BELT GRINDING MACHINE + PROFESSIONAL TELESCOPIC BELT GRINDING MACHINE
TANK + TANK TÉLESCOPIQUE PROFESSIONNEL
TELESKOPBAND-UND BANDSCHLEIFMASCHINE

								
Volt 400 kW 4,4					STANDARD	OPTIONAL		OPTIONAL
hp Rpm m/s	E F G G1	dB	kg	A B C D Ø	Ø mm	Ø mm	A B	INVERTER
6 1400 18 2800 36	600 980 2200 880	75	220	1750 200 590 200 135	Ø250x50xØ35	Ø250x75-100	2500+3000 50	Rpm 0+3000