













| ART.<br>92  |              | SBAVATRICE PER TUBI SINGOLA<br>SINGLE DEBURRING MACHINE FOR PIPES<br>EBARBEUSE POUR TUBES<br>ENTGRATMASCHINE FÜR ROHRE |    |   |     |  |   |  |  |
|---|--------------|--|----|---|-----|--|---|--|--|
|   |              |                                      |    |   |     |  |   |  |  |
| Volt 400 kW 4,4   |              |  |    |   |     |  |   |  |  |
| hp  | Rpm          | m/s  | dB | E   | F   | G  | G1  | kg   |  |
| 6   | 1400<br>2800 | 18<br>36   | 75 | 670   | 540 | 1150   | 960   | 155  |  |
|  |              |  |    |  |     |  |  |  |  |
| <b>Arm A</b>  |              |  |    | <b>Arm A</b>  |     |  | <b>OPTIONAL<br/>IA-1</b>  |  |  |
| Max Ø60   |              |  |    | Ø250x60xØ100  |     |  | kW 0,55   |  |  |



| ART.<br><b>81</b>   |              | SBAVATRICE PER TUBI DOPPIA<br>DOUBLE DEBURRING MACHINE FOR PIPES<br>EBARBEUSE POUR TUBES ( 2 POSTES )<br>ENTGRATMASCHINE FÜR ROHRE |  |   |  |   |  |     |  |
|---|--------------|--|--|---|--|---|--|-----|--|
|    |              |   |  |   |  |   |  |     |  |
| Volt 400 kW 4,4   |              |  |  |   |  |   |  |     |  |
| hp  | Rpm          | m/s  | dB   | E   | F  | G   | G1   | kg  |  |
| 6   | 1400<br>2800 | 18<br>36   | 75   | 850   | 540  | 1150  | 960  | 180 |  |
|  |              |   |  |  |  |  |  |     |  |
| Arm A   | Arm B        | Arm A  | Arm B  | OPTIONAL  |  |   | IA-2   |     |  |
| Max Ø60   | Max Ø120     | Ø250x60xØ100   | Ø250x120xØ100  | kW 0,55   |  |   |  |     |  |