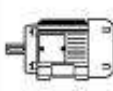
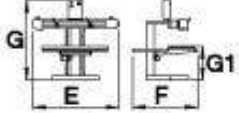



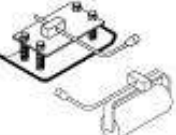







ART.  
**143**

SATINATRICE - LEVIGATRICE A TAMPONE  
 SATINING - BELT GRINDING MACHINE WITH PAD  
 MACHINE À SATINER - PONCEUSE AVEC TAMPON  
 SATINIERMASCHINE - BANDSCHLEIFMASCHINE MIT DRUCKSTÜCK

								
Volt 400 kW 1,5						OPTIONAL	OPTIONAL	OPTIONAL
hp Rpm m/s	E F G G1	dB kg	A B	Sp La Lu kg max	INCLUDED	Rpm	INVERTER	ASP.01
2 2800 22	2000 1200 1700 490+1050	70 230	4000 120	1+560 550 1500 50	Nr.1 Nr.1	1400/2800	Rpm 0+3000	kW 1,5